

2023 ED Encounters and Emergency Response due to Drug Overdoses

Data Compiled Cooperatively by Trumbull County Mental Health & Recovery Board and the Trumbull County Combined Health District



Tables represent fatal & non-fatal overdoses

Drug Overdoses by Residence

Zip Code	#	%	Rate per 10,000
44402 (Bristol)	2	0%	6.4
44403 (Brookfield)	3	0%	7.6
44404 (Hartford, Burghill)	3	0%	18.3
44410 (Cortland, Bazetta, Mecca, Fowler)	20	3%	12.2
44417 (Farmdale, Gustavus, Kinsman, Johnston)	1	0%	5.6
44418 (Fowler, Hartford)	5	1%	34.3
44420 (Girard, Weathersfield)	26	4%	17.5
44425 (Hubbard)	19	3%	13.0
44428 (Kinsman, Vernon)	9	1%	29.7
44430 (Leavittsburg, Braceville)	22	4%	45.2
44437 (McDonald, Weathersfield)	10	2%	23.4
44438 (Masury)	12	2%	27.5
44439 (Mesopotamia)	0	0%	0.0
44440 (Mineral Ridge)	4	1%	7.8
44444 (Newton Falls, Newton, Braceville)	31	5%	3.3
44446 (Niles, Weathersfield)	71	12%	35.6
44450 (Bloomfield, Mesopotamia)	2	0%	9.8
44453 (Orangeville)	0	0%	—
44470 (Southington, Braceville)	9	1%	21.7
44473 (Vienna)	4	1%	11.1
44481 (Lordstown, Warren, Champion)	23	4%	22.0
44482 (Warren)	5	1%	—
44483 (Warren East, Champion)	121	20%	48.4
44484 (Warren, Howland)	90	15%	40.2
44485 (Warren West)	122	20%	77.4
44491 (Farmington)	0	0%	0.0
44486 (Warren)	1	0%	0.0
44510 (Youngstown)	2	0%	9.2
TOTAL	617	100%	

Estimated overdoses (Hospital Encounters) for January:	59
Estimated overdoses (Hospital Encounters) for February:	48
Estimated overdoses (Hospital Encounters) for March:	55
Estimated overdoses (Hospital Encounters) for April:	57
Estimated overdoses (Hospital Encounters) for May:	56
Estimated overdoses (Hospital Encounters) for June:	36
Estimated overdoses (Hospital Encounters) for July:	68
Estimated overdoses (Hospital Encounters) for August:	71
Estimated overdoses (Hospital Encounters) for September:	50
Estimated overdoses (Hospital Encounters) for October:	34
Estimated overdoses (Hospital Encounters) for November:	42
Estimated overdoses (Hospital Encounters) for December:	41
Total:	617

Confirmed FATAL Overdoses in 2023: 111
 Unconfirmed FATAL Overdoses in 2023: 2

Drug Overdoses by Day of the Week

Day of the Week	#	%
Monday	83	13%
Tuesday	83	13%
Wednesday	72	12%
Thursday	85	14%
Friday	106	17%
Saturday	93	15%
Sunday	95	15%
TOTAL	617	100%

Drug Overdoses by Age

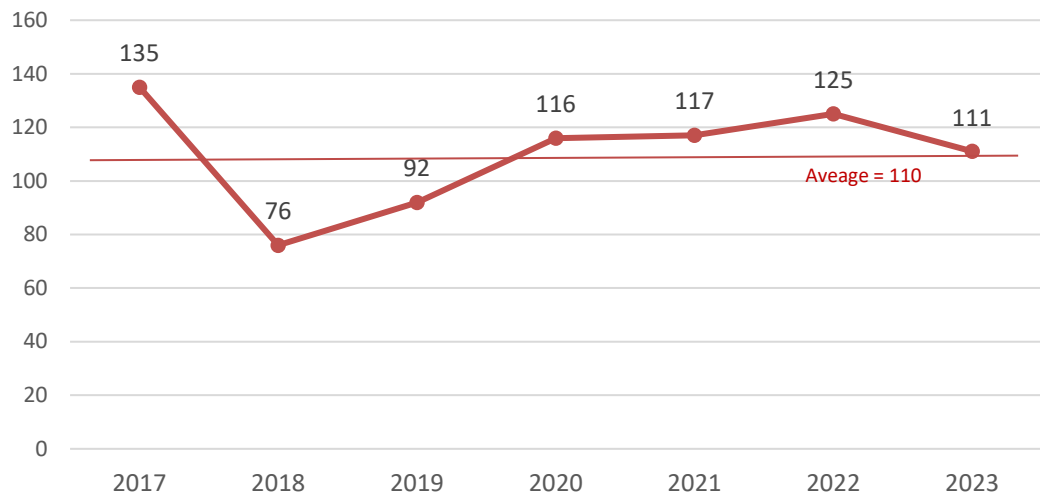
Age Range	#	%
0-19	26	4%
20-30	122	20%
31-40	223	36%
41-50	139	23%
51-60	64	10%
61-70	41	7%
71-90	2	0%
Total	617	100%

Drug Overdoses by Gender

Gender	#	%
Male	392	64%
Female	225	36%
TOTAL	617	100%

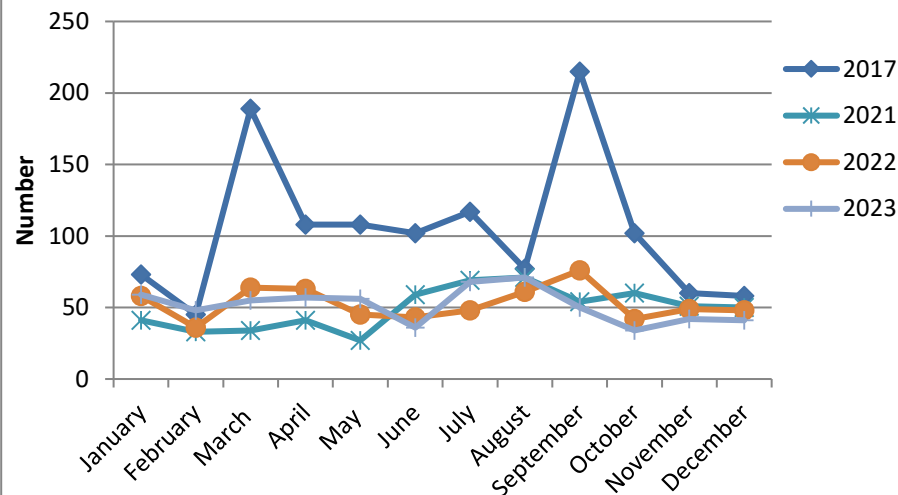
Accidental Drug Related Deaths: Trumbull County

Data Source: Trumbull County Coroners Office



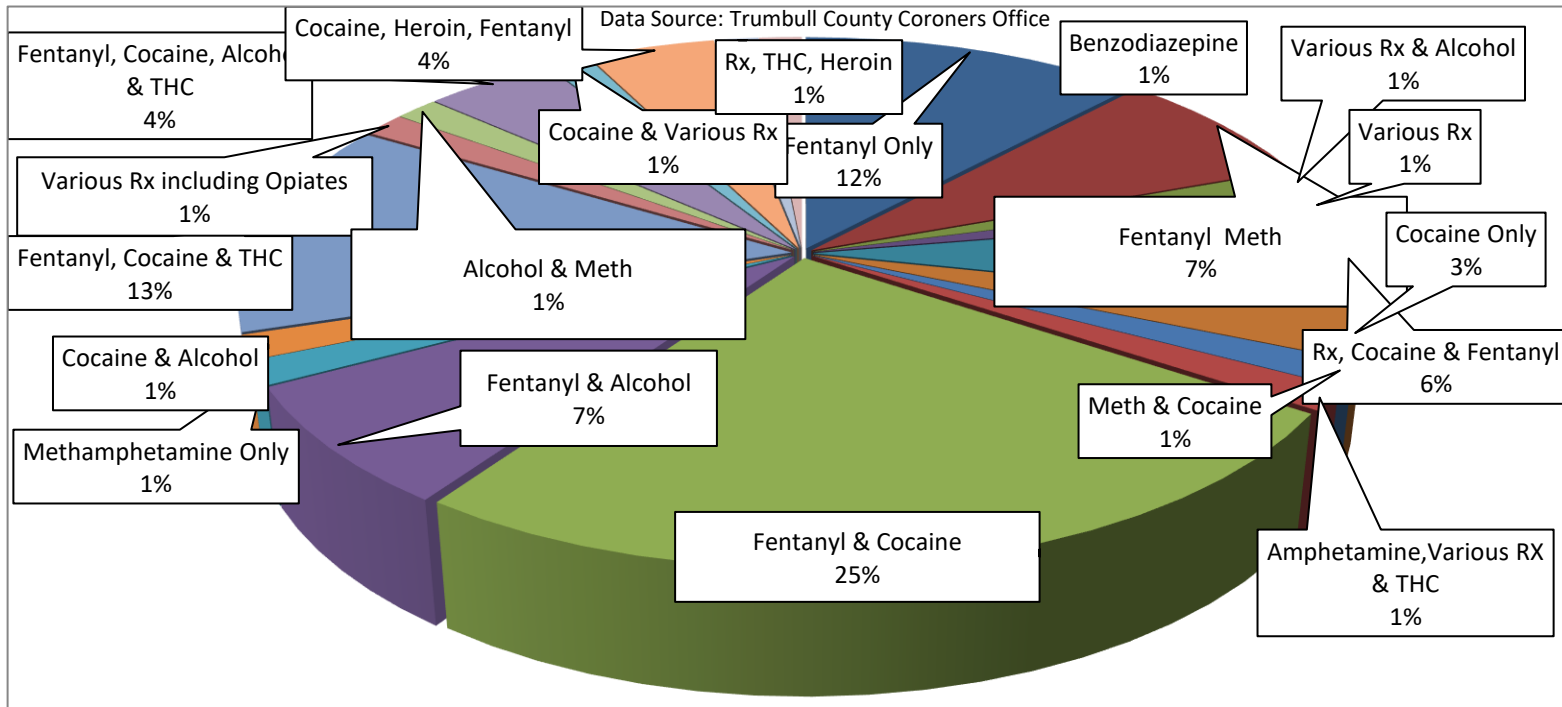
Overdoses by Month

Data Source: Trumbull County Combined Health District



2023 Toxicology Results (as of 12/31/23)

Data Source: Trumbull County Coroners Office



Fatal Drug Overdoses by Race

Race	#	%
Caucasian	95	86%
African American	16	14%
Not Specified	0	0%
TOTAL	111	100%

*89% of Toxicology reports include Fentanyl
 22% of reports included Methamphetamine
 28% of reports included THC