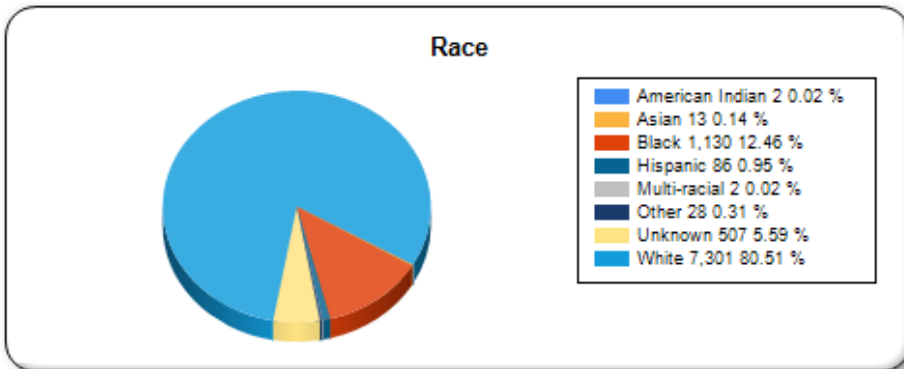
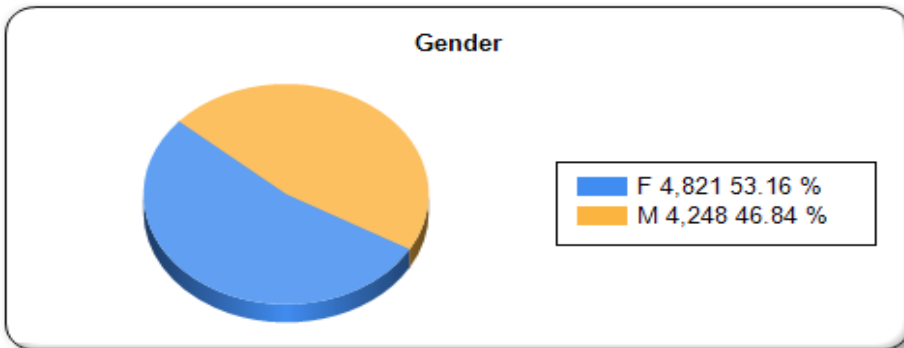
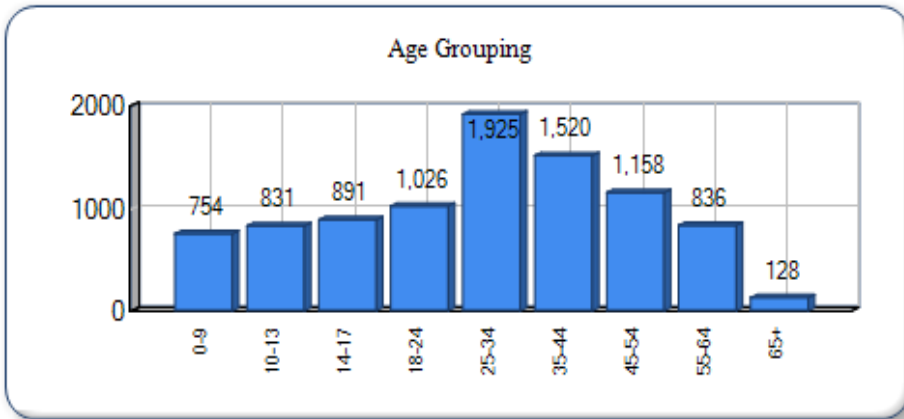


## Profile of the 9,069 Trumbull County Mental Health and Recovery Board All Clients (6,593 Adults, 2,476 Children) Served in SFY 2018 Through 1/16/2018



### Top Ten Most Common Primary Diagnostic Groups for Adults

Diagnostic Group	Clients	Claims	Claims/Client	Total Cost	Avg Cost
Depressive Disorders	1,984	12,411	6	\$1,231,823	\$621
Bipolar Disorders	1,406	9,068	6	\$865,377	\$615
Opioid Use Disorders	1,220	61,379	50	\$4,649,640	\$3,811
Anxiety Disorders	960	4,592	4	\$414,041	\$431
Schizophrenia/Other Psychotic Disorders	544	10,416	19	\$736,895	\$1,355
Post-traumatic Stress Disorder	498	3,166	6	\$307,302	\$617
Adjustment Disorders	294	1,973	6	\$170,991	\$582
Attention-Deficit/Disruptive Behavior Disorders	294	1,292	4	\$114,513	\$389
Alcohol Use Disorders	286	6,294	22	\$740,906	\$2,591
Personality Disorders	212	1,039	4	\$91,501	\$432

### Top Ten Most Common Primary Diagnostic Groups for Children

Diagnostic Group	Clients	Claims	Claims/Client	Total Cost	Avg Cost
Attention-Deficit/Disruptive Behavior Disorders	833	7,911	9	\$650,779	\$781
Conduct Disorders	497	5,737	11	\$446,201	\$898
Adjustment Disorders	468	3,803	8	\$315,053	\$673
Depressive Disorders	332	2,743	8	\$240,156	\$723
Bipolar Disorders	297	2,587	8	\$205,802	\$693
Post-traumatic Stress Disorder	283	3,818	13	\$324,025	\$1,145
Anxiety Disorders	224	1,482	6	\$122,555	\$547
Pervasive Developmental Disorders	155	1,952	12	\$171,751	\$1,108
Somatoform Disorders	74	612	8	\$40,443	\$547
Personality Disorders	30	300	10	\$24,255	\$809