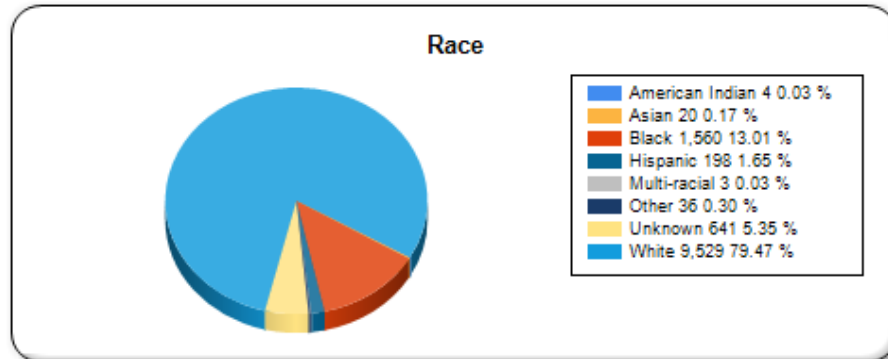
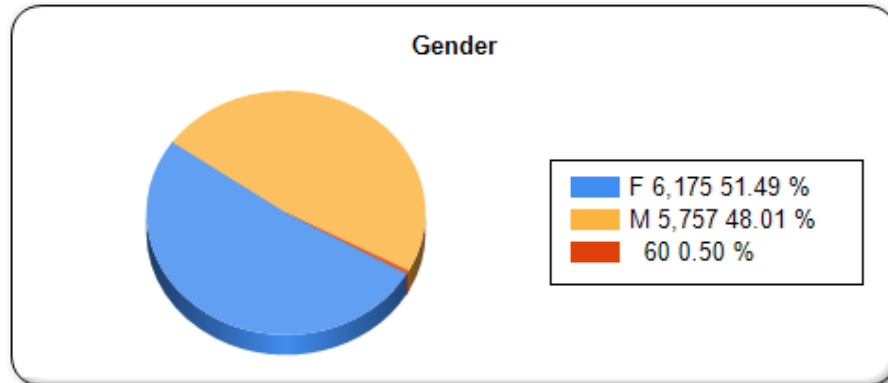
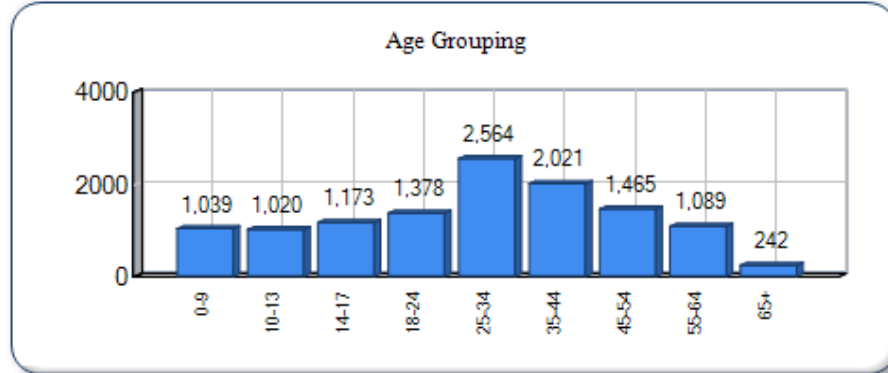


Profile of the 11,991 Trumbull County Mental Health and Recovery Board All Clients (8,759 Adults, 3,232 Children) Served in SFY 2018 Through 10/15/2018



Top Ten Most Common Primary Diagnostic Groups for Adults

| Diagnostic Group | Clients | Claims | Claims/Client | Total Cost | Avg Cost |
|---|---------|---------|---------------|-------------|----------|
| Depressive Disorders | 2,832 | 23,251 | 8 | \$2,195,370 | \$775 |
| Bipolar Disorders | 1,914 | 17,922 | 9 | \$1,627,313 | \$850 |
| Opioid Use Disorders | 1,623 | 140,821 | 86 | \$8,517,571 | \$5,248 |
| Anxiety Disorders | 1,380 | 8,858 | 6 | \$773,666 | \$561 |
| Schizophrenia/Other Psychotic Disorders | 785 | 23,283 | 29 | \$1,640,242 | \$2,089 |
| Post-Traumatic Stress Disorder | 709 | 6,166 | 8 | \$559,324 | \$789 |
| Alcohol Use Disorders | 483 | 10,090 | 20 | \$1,109,540 | \$2,297 |
| Adjustment Disorders | 403 | 3,273 | 8 | \$286,406 | \$711 |
| Attention-Deficit/Disruptive Behavior Disorders | 365 | 2,384 | 6 | \$200,609 | \$550 |
| Personality Disorders | 314 | 2,096 | 6 | \$179,107 | \$570 |

Top Ten Most Common Primary Diagnostic Groups for Children

| Diagnostic Group | Clients | Claims | Claims/Client | Total Cost | Avg Cost |
|---|---------|--------|---------------|-------------|----------|
| Attention-Deficit/Disruptive Behavior Disorders | 1,055 | 15,972 | 15 | \$1,285,197 | \$1,218 |
| Adjustment Disorders | 705 | 8,841 | 12 | \$715,835 | \$1,015 |
| Conduct Disorders | 668 | 12,321 | 18 | \$943,630 | \$1,413 |
| Depressive Disorders | 487 | 5,462 | 11 | \$442,522 | \$909 |
| Post-traumatic Stress Disorder | 399 | 8,486 | 21 | \$711,384 | \$1,783 |
| Bipolar Disorders | 394 | 5,113 | 12 | \$396,343 | \$1,006 |
| Anxiety Disorders | 316 | 3,389 | 10 | \$264,933 | \$838 |
| Pervasive Developmental Disorders | 185 | 3,969 | 21 | \$340,757 | \$1,842 |
| Somatoform Disorders | 88 | 700 | 7 | \$47,899 | \$544 |
| No Diagnosis | 60 | 565 | 9 | \$104,153 | \$1,736 |