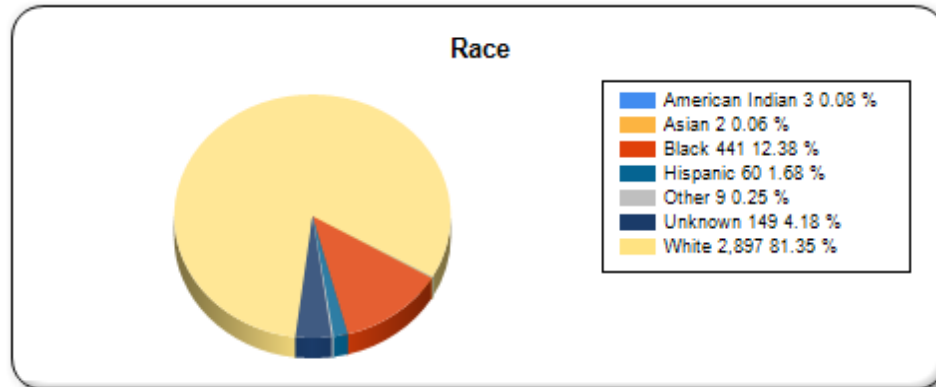
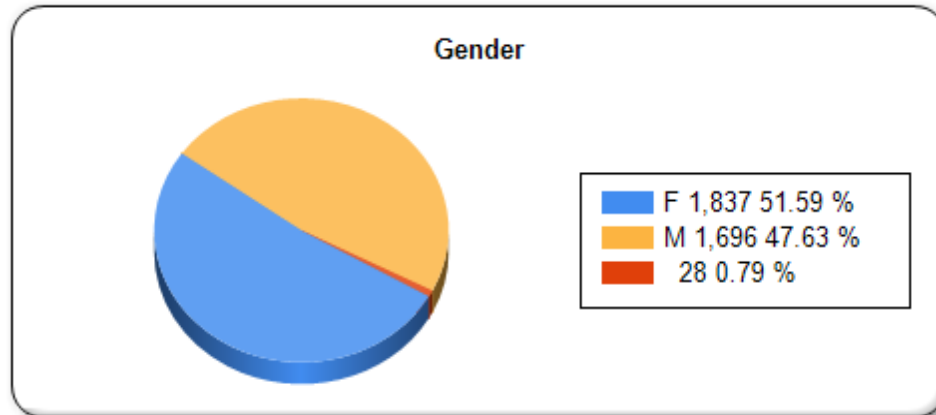
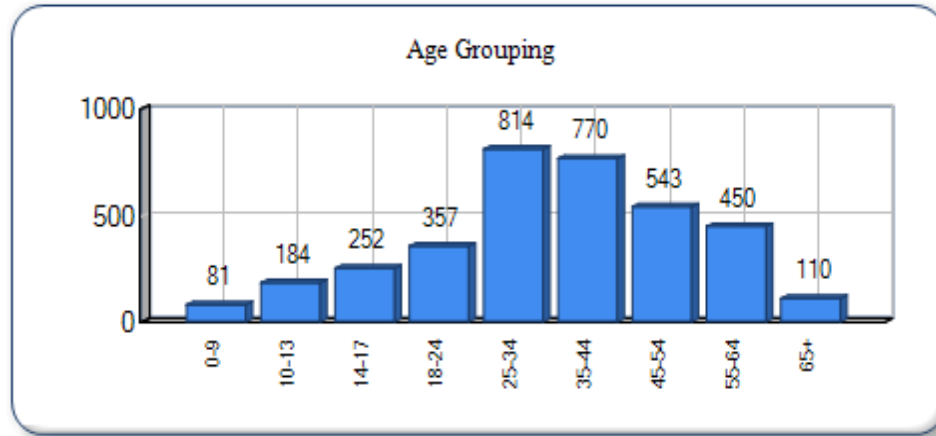


Profile of the 3,561 Trumbull County Mental Health and Recovery Board All Clients (3,044 Adults, 517 Children) Served in SFY 2019 Through 10/15/2018



Top Ten Most Common Primary Diagnostic Groups for Adults

Diagnostic Group	Clients	Claims	Claims/Client	Total Cost	Avg Cost
Depressive Disorders	723	2,794	3	\$277,824	\$384
Opioid Use Disorders	717	13,302	18	\$825,124	\$1,151
Bipolar Disorders	593	2,298	3	\$213,261	\$360
Schizophrenia/Other Psychotic Disorders	337	4,254	12	\$335,732	\$996
Anxiety Disorders	333	1,001	3	\$85,644	\$257
Post-traumatic Stress Disorder	174	724	4	\$55,554	\$319
Alcohol Use Disorders	126	761	6	\$73,419	\$583
Attention-Deficit/Disruptive Behavior Disorders	95	219	2	\$17,760	\$187
Cannabis Use Disorders	79	291	3	\$22,454	\$284
Cocaine Use Disorders	69	586	8	\$57,570	\$834

Top Ten Most Common Primary Diagnostic Groups for Children

Diagnostic Group	Clients	Claims	Claims/Client	Total Cost	Avg Cost
Attention-Deficit/Disruptive Behavior Disorders	202	1,019	5	\$76,413	\$378
Conduct Disorders	111	665	5	\$50,422	\$454
Post-traumatic Stress Disorder	60	537	8	\$45,519	\$759
Adjustment Disorders	51	263	5	\$17,075	\$335
Depressive Disorders	51	209	4	\$16,880	\$331
Bipolar Disorders	49	241	4	\$16,857	\$344
Anxiety Disorders	42	193	4	\$15,027	\$358
Pervasive Developmental Disorders	41	214	5	\$16,494	\$402
Cannabis Use Disorders	8	15	1	\$1,069	\$134
Personality Disorders	8	32	4	\$2,377	\$297