

2024 ED Encounters and Emergency Response due to Drug Overdoses

Data Compiled Cooperatively by Trumbull County Mental Health & Recovery Board and the Trumbull County Combined Health District



Tables represent fatal & non-fatal overdoses

Drug Overdoses by Residence

Zip Code	#	%	Rate per 10,000
44402 (Bristol)	3	1%	9.5
44403 (Brookfield)	2	1%	5.1
44404 (Hartford, Burghill)	2	1%	12.2
44410 (Cortland, Bazetta, Mecca, Fowler)	14	5%	8.5
44417 (Farmdale, Gustavus, Kinsman, Johnston)	1	0%	5.6
44418 (Fowler, Hartford)	0	0%	0.0
44420 (Girard, Weathersfield)	18	7%	12.1
44425 (Hubbard)	12	4%	8.2
44428 (Kinsman, Vernon)	6	2%	19.8
44430 (Leavittsburg, Braceville)	7	3%	14.4
44437 (McDonald, Weathersfield)	4	1%	9.4
44438 (Masury)	6	2%	13.8
44439 (Mesopotamia)	0	0%	0.0
44440 (Mineral Ridge)	2	1%	3.9
44444 (Newton Falls, Newton, Braceville)	6	2%	0.6
44446 (Niles, Weathersfield)	32	12%	16.1
44450 (Bloomfield, Mesopotamia)	1	0%	4.9
44453 (Orangeville)	0	0%	—
44470 (Southington, Braceville)	4	1%	9.6
44473 (Vienna)	1	0%	2.8
44481 (Lordstown, Warren, Champion)	16	6%	15.3
44482 (Warren)	0	0%	—
44483 (Warren East, Champion)	44	16%	17.6
44484 (Warren, Howland)	37	14%	16.5
44485 (Warren West)	52	19%	33.0
44491 (Farmington)	0	0%	0.0
44486 (Warren)	0	0%	0.0
44510 (Youngstown)	0	0%	0.0
TOTAL	270	100%	

Estimated overdoses (Hospital Encounters) for January:	40
Estimated overdoses (Hospital Encounters) for February:	40
Estimated overdoses (Hospital Encounters) for March:	33
Estimated overdoses (Hospital Encounters) for April:	32
Estimated overdoses (Hospital Encounters) for May:	28
Estimated overdoses (Hospital Encounters) for June:	27
Estimated overdoses (Hospital Encounters) for July:	42
Estimated overdoses (Hospital Encounters) for August:	28
Estimated overdoses (Hospital Encounters) for September:	
Estimated overdoses (Hospital Encounters) for October:	
Estimated overdoses (Hospital Encounters) for November:	
Estimated overdoses (Hospital Encounters) for December:	
Total:	270

Confirmed Fatal Overdoses in 2024: 39

Unconfirmed Fatal Overdoses in 2024: 2

Drug Overdoses by Day of the Week

Day of the Week	#	%
Monday	41	15%
Tuesday	35	13%
Wednesday	39	14%
Thursday	42	16%
Friday	37	14%
Saturday	39	14%
Sunday	37	14%
TOTAL	270	100%

Drug Overdoses by Age

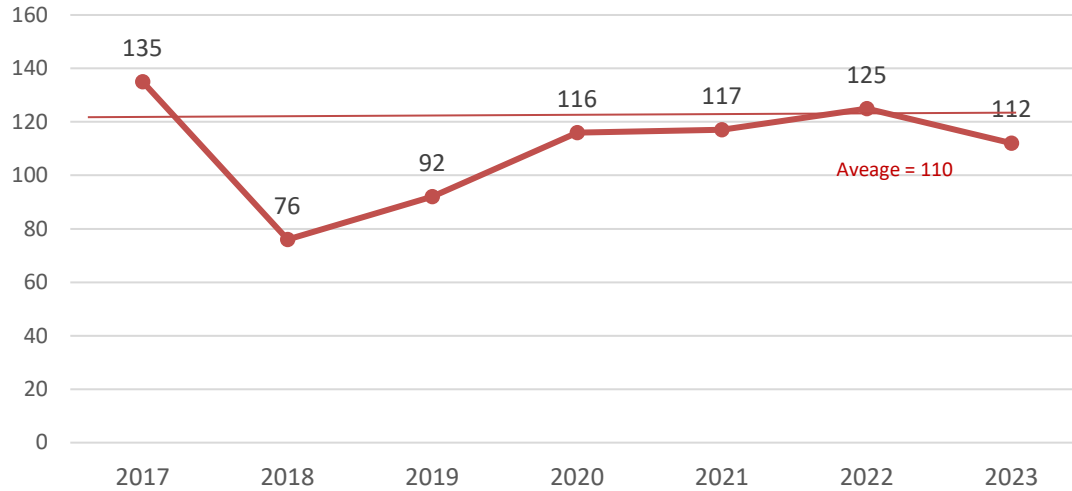
Age Range	#	%
0-19	9	3%
20-30	63	23%
31-40	106	39%
41-50	48	18%
51-60	24	9%
61-70	16	6%
71-90	4	1%
Total	270	100%

Drug Overdoses by Gender

Gender	#	%
Male	167	62%
Female	103	38%
TOTAL	270	100%

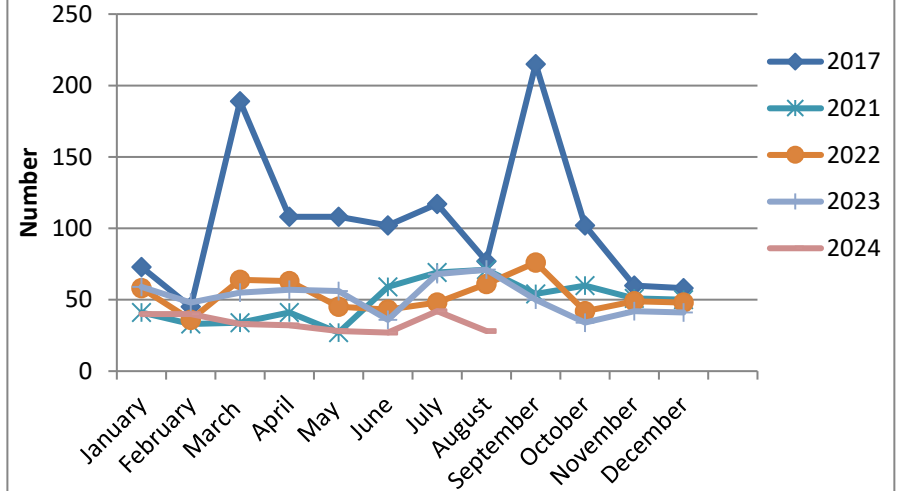
Accidental Drug Related Deaths: Trumbull County

Data Source: Trumbull County Coroners Office



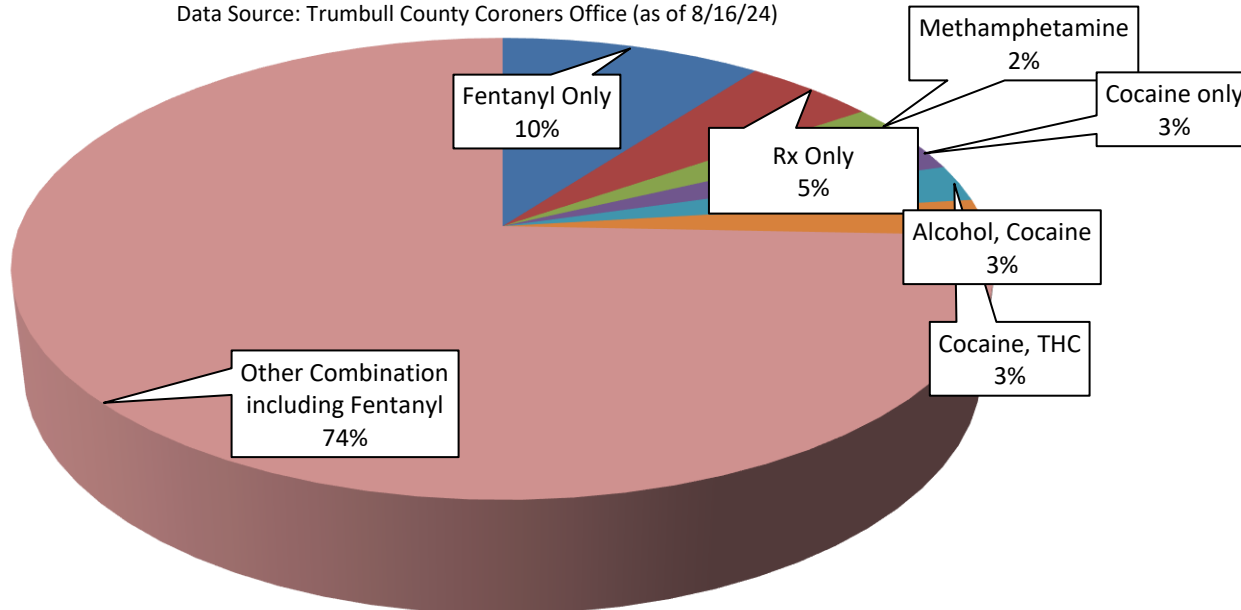
Overdoses by Month

Data Source: Trumbull County Combined Health District



2024 Toxicology Results

Data Source: Trumbull County Coroners Office (as of 8/16/24)



Fatal Drug Overdoses by Race

Race	#	%
Caucasian	34	87%
African American	5	13%
Not Specified	0	n/a
TOTAL	39	100%

* 85% of Toxicology reports include Fentanyl
 10% of reports included Methamphetamine
 23% of reports included THC